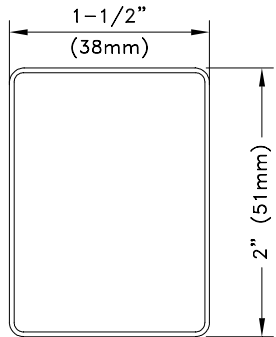
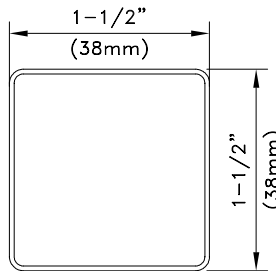


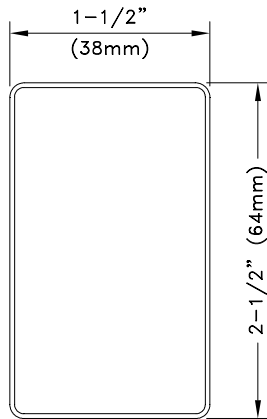
W1.5x3.5



W1.5x2.0



W1.5x1.5



W1.5x2.5

IMPERIAL CHORD VALUES

SECTION NAME	GAUGE	DESIGN THICKNESS (in)	FULL SECTION PROPERTIES					FULLY BRACED ALLOWABLES**			
			A <sub>g</sub> (in <sup>2</sup> )	I <sub>x</sub> (in <sup>4</sup> )	S <sub>x</sub> (in <sup>3</sup> )	I <sub>y</sub> (in <sup>4</sup> )	S <sub>y</sub> (in <sup>3</sup> )	T <sub>a</sub> (lbs.)	P <sub>a</sub> (lbs.)	M <sub>a<sub>x</sub></sub> (in-lbs.)	W <sub>t</sub> (lbs./ft.)
33W1.5x1.5	20	0.0346	0.1998	0.0705	0.0939	0.0705	0.0939	5385	4711	2451	0.680
33W1.5x2.0	20	0.0346	0.2348	0.1381	0.1381	0.0893	0.1190	6328	4953	3611	0.798
47W1.5x2.5	18	0.0495	0.3721	0.3179	0.2544	0.1458	0.1944	10026	8351	6854	1.265
63W1.5x3.5	16	0.0663	0.6150	0.9346	0.5341	0.2522	0.3362	16571	13248	14390	2.091

METRIC CHORD VALUES

SECTION NAME	GAUGE	DESIGN THICKNESS (mm)	FULL SECTION PROPERTIES					FULLY BRACED ALLOWABLES**			
			A <sub>g</sub> (mm <sup>2</sup> )	I <sub>x</sub> (mm <sup>4</sup> )	S <sub>x</sub> (mm <sup>3</sup> )	I <sub>y</sub> (mm <sup>4</sup> )	S <sub>y</sub> (mm <sup>3</sup> )	T <sub>a</sub> (kN)	P <sub>a</sub> (kN)	M <sub>a<sub>x</sub></sub> (kN-mm)	W <sub>t</sub> (kN/m)
33W1.5x1.5	20	0.8788	129	29344	1539	29344	1539	23.95	20.96	276.9	0.010
33W1.5x2.0	20	0.8788	151	57482	2263	37169	1950	28.15	22.03	408.0	0.012
47W1.5x2.5	18	1.2573	240	132320	4169	60687	3186	44.60	37.15	774.4	0.018
63W1.5x3.5	16	1.6840	397	389010	8752	104974	5509	73.71	58.93	1626.0	0.031

\*\*T<sub>a</sub> = Allowable Tension, P<sub>a</sub> = Allowable Compression, M<sub>a<sub>x</sub></sub> = Allowable Moment, W<sub>t</sub> = Weight

Properties determined according to American Iron and Steel Institute's North American Specification for the Design of Cold-Formed Steel Structural Members dated 2004.

All steel is ASTM A653 steel with G60 minimum galvanization  
Bare Metal Thickness is 95% of design thickness

F<sub>y</sub> = 45 ksi (310 MPa)  
F<sub>u</sub> = 55 ksi (379 MPa)

The allowable values given in this table do not reflect any strength increase due to the cold work of forming.



www.TrusSteel.com

Florida: 1950 Marley Drive / Haines City, FL 33844 / (800) 755-6001  
Missouri: 13389 Lakefront Drive / Earth City, MO 63045 / (800) 326-4102  
California: 8351 Rovana Circle / Sacramento, CA 95828 / (800) 877-3678

TSC4.00 Web Properties

ITW Building Components Group, Inc. shall not be responsible for any performance failure in a connection due to a deviation from this detail. Any variation from this detail shall be approved in advance by ITW Building Components Group, Inc.



Standard Detail:

TS010

Date:

07/16/07

TrusSteel Detail Category:

Member Section Properties