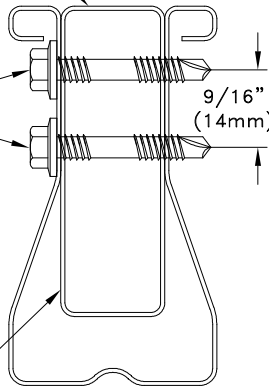


Place tube flush with top of chord

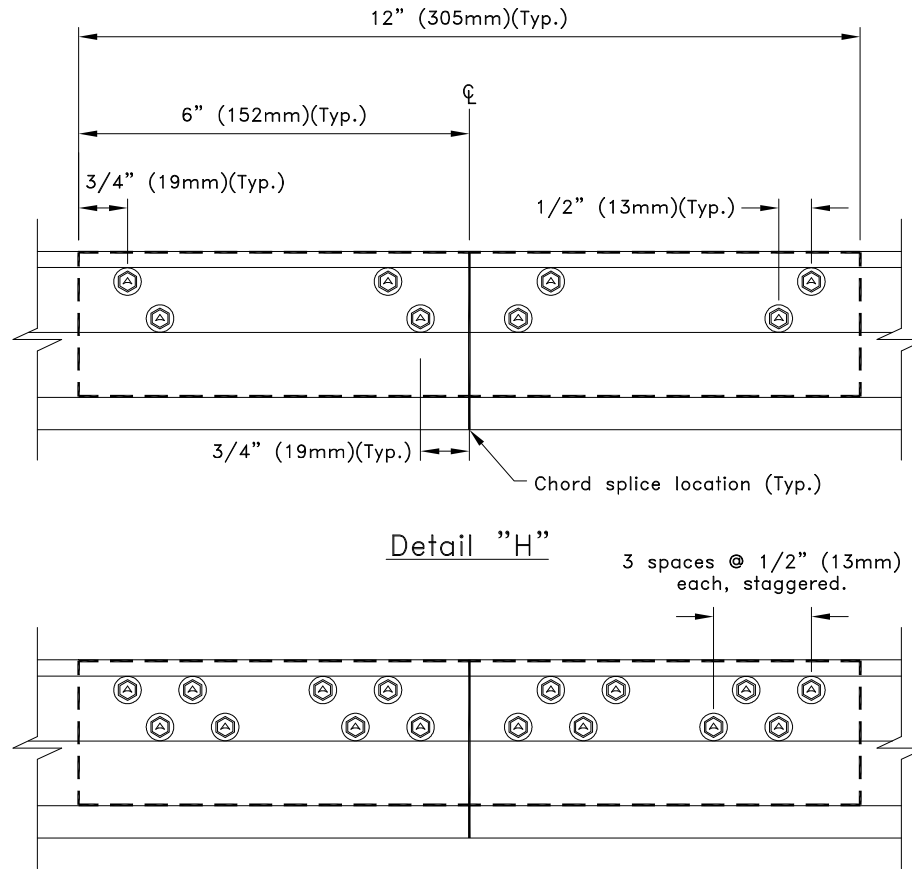
This line of fasteners may be 14AMS.75 from each side or 14AMDB1.25 from one side.

9/16" (14mm)



33W.75x2.25 .75x2.25-33-45KSI
12" (305mm) tube insert
Center tube on splice.

TSC2.75



Detail "H"

3 spaces @ 1/2" (13mm) each, staggered.

Detail "I"

General Notes:

1. Fastener spacing and end distance is 3/4" (19mm) minimum, except as shown.
2. Fasteners may be 14AMS.75 or 14AMDB1.25. Refer to approved truss drawings for fastener type and detail call out.
3. Dimensions are typical for both sides of splice per splice detail.




www.TrusSteel.com

Florida: 1950 Marley Drive / Haines City, FL 33844 / (800) 755-6001
Missouri: 13389 Lakefront Drive / Earth City, MO 63045 / (800) 326-4102
California: 8351 Rovana Circle / Sacramento, CA 95828 / (800) 877-3678

TSC2.75 Splices Using The "Tube Only" Splice

ITW Building Components Group, Inc. shall not be responsible for any performance failure in a connection due to a deviation from this detail. Any variation from this detail shall be approved in advance by ITW Building Components Group, Inc.



Standard Detail:

TS002A

Date:

06/25/07

TrusSteel Detail Category:

Chord Splices